

# SCOTLAND SCHOOLS

## SEPTEMBER 2018

Sun	Mon	Tue	Wed	Thu	Fri	Sat
						1
2	3 <b>NO SCHOOL</b> <b>LIBRARY</b> <b>CLOSED</b>	4 1st Grade Finger Printing; Elem Readerizer Calendars Due; CC @Scotland; VBall @Gayville MS VB 4PM, JV 6:15PM	5	6 <b>VBall</b> <b>@Marion MS</b> <b>(7&amp;8) 4PM;</b> <b>JV 6:15PM</b>	7 <b>FBall</b> <b>w/Alcester-</b> <b>Hudson (H)</b> <b>7PM</b>	8 <b>Scotland MS</b> <b>FBall Jambo-</b> <b>ree 10AM</b>
9 Grandparents 	10 Jostens w/Soph 12:30PM, Srs. 12:30PM; CC @Pickstown 4:15PM; JV & MS FBall w/Alcester-Hudson (H) MS 4PM/JV 5:15PM	11  School Pics VBall w/AC-DC (H) 5:15PM; MS VBall w/AC-DC 4PM	12 Progress Reports go home; Cyber Bull- ing Assembly ; CC @Freeman 1PM	13 MS VBall @Freeman 3:30PM	14 FBall @Corsica 7PM	15 Bridgewater-Emery VBall Tourn. @Emery
16	17 CC @Tyndall 2PM; JV/MS FBall @Armour MS 4PM/JV 5PM; MS VBall @Wagner 4PM	18 Jostens w/Srs & Soph 8:20AM@Library; VBall @Freeman JV 6:15PM; MS VBall w/Avon (H) 4PM	19	20 VBall w/Ethan (H) 5:15PM; 5th Gr. Field Trip to Menno Pioneer Show	21 FBall @ Gayville 7PM	22 CC @Platte 10AM
23	24 JV FBall w/TDA/AC/DC (H) 4PM;  Fall Activities Auc- tion 6:45PM; Coro- nation 7:30PM;	25 VBall w/Avon (H) 5:15PM; MS FBall w/Bon Homme (H) 4PM	26	27 Great Plains CC @Burke 4:15PM; VBall w/Parkston (H) MS 4PM, C Game 5:15PM, JV 6:30PM then Varsi- ty; MS,CC @Menno	28 Parade 1PM; Pep Rally on Main 1:30PM; Dismissal 2:30PM; FBall w/Colome 7PM	29 Great Plains VBall Tourn. (H) 9AM; MS VBall Tourn. @Bon Homme 9AM
30						

**HOME COMING WEEK**

September 2018



# ELEMENTARY BAGPIPE

Welcome to our NEW STAFF at Scotland Schools... Miss Lindsey Kaufmann, HS Ag and Shop Teacher, FFA Supervisor... Mr. Brett Jacobson, District Band Instructor... Nicole Suurmeier, KG-8 Computer and Digital Photography...



*Mark your Calendar... Parent/Teacher Conferences  
Tuesday, October 16 ... 3-9pm*

## THINGS TO PUT ON THE CALENDAR for the month of September!!

**Mon.Sept.4...** NO SCHOOL...

**Tu.Sept.11...** SCHOOL PICTURE DAY...

**Wed.Sept.12...** Progress Reports...

**Mon.Sept.24...** Coronation, 7:30pm...

**Fri.Sept.28...** Homecoming Parade, 1pm  
followed by Pep Rally on Main, 1:30pm...

**Fri.Sept.28...** 2pm Early DISMISSAL...

### HOMECOMING WEEK ACTIVITIES...

**Mon.Sept.24...** SuperHero Day! Fall Activities  
Auction! ... Coronation!

**Tu.Sept.25...** Come As You AREN'T Day!

**Wed.Sept.26...** PJ Day! / Freshman Work Day!

**Th.Sept.27...** Holiday Day!

**Fri.Sept.28...** Orange & Black/Shades Day!

Parade 1pm... Dismissal 2pm..Game 7pm

**WANTED:** Trailers and drivers for elementary floats  
during the Homecoming Parade. (12:30pm Line-Up)  
Friday.Sept.28, 1pm ..... Contact the office at 583.2717



### ELEMENTARY STUDENT COUNCIL FOR 2018~19...

5th: Jenny & Kadence

4th: Kayla & Brayson

3rd: Ava

### SECURE ENTRANCE REMINDER!!

Just a reminder that if you come to the elementary anytime after 8:30am you will need to enter through the secure entrance w/Sandy. It is located on the north side of the school under the signage "Scotland School District and Public Library Main Entrance". Thank you :)...

# SCOTLAND BOOK FAIR!!

Superintendent Hagedorn asks everyone to make plans to attend!

**October 10~16**



## Check-Out the HomePage with Fall Sports Schedules, etc...

Fall Sports Schedules will be maintained on the home-page in pdf form. As changes occur the schedule will be up-dated. Also on the home-page you will find the App for the new school lunch menu. We will no longer be sending that information home. You may contact [t.edgar@lunchtimesolutions.com](mailto:t.edgar@lunchtimesolutions.com) if you have questions.

## Welcomes New Students!

We would like to welcome all the Pre-KG and Kindergarten students and the new students to Scotland Elementary for the 2018~19 academic year. We are looking forward to a GREAT learning experience!!

Classroom numbers are: Kindergarten 23; 1st Grade 19; 2nd Grade 20; 3rd Grade 18; 4th Grade 14; and 5th Grade 14.

**[www.scotland.k12.sd.us](http://www.scotland.k12.sd.us)**

Everyone is encouraged to check-out the website. The school calendar is continually being up-dated and changed (the "C" matches for VBall were just recently added). If you go to the HOME page and click on the SHS FALL Sports Schedules you will find a pdf which you can print. This schedule will be updated as changes occur so you may want to refer to it often.

Please check out the elementary announcement section for recent events/announcements. If you have any questions or note any discrepancies please give me a call at 583.2717, x268. ~Patty

## BUILDING HOURS

Just a reminder that our building hours are 8:00am~4:00pm. Students are asked not to come before 7:50am, UNLESS they have an appointment with a teacher. The same procedure should be followed if a student plans to stay after 4:00pm. Proper supervision and student safety is our goal.

## BREAKFAST

Breakfast is served from 7:50-8:15am. If your student is eating please have them to the school in plenty of time as classes begin at 8:20. THANK YOU :)

## FAN EXPECTATIONS

It is expected that our fans will be enthusiastic supporters and good sports at all times.

NO footballs or equipment are to be brought to our home football games.

Elementary students are expected to be seated and watch the event, NOT running around.

The back hallway is also off limits to students during contests as other teams often have items stored in the hall and less traffic eliminates potential issues.


# New Menus!!

Your school and Lunchtime Solutions are happy to announce that we have a new look and greatly increased functionality of our on-line monthly menus web page.


## To Access Your Specific Menu:

Find the link to menus on your school district website, in the usual location as before. When students or parents link to see their menus through the district website, they will now **select their school name and menu from a drop-down box**. See the example below:

**HASTINGS PUBLIC SCHOOLS**

**HASTINGS  
PUBLIC SCHOOLS**

**Great Nutrition Fuels  
Great Results  
Good Choices Each Day  
Build Great Nutrition**

**MY LUNCHTIME  
CHOICES**

Welcome! It's simple to get started:

1. Type in your School Name  
**Scotland School, Grades K-12**
2. Choose your menu  
**18-19 Lunch, Grades KG-5**

In accordance with Federal civil rights law and U.S. Department of Agriculture (USDA) civil rights regulations and policies, the USDA, its Agencies, offices, and employees, and institutions participating in or administering USDA programs are prohibited from discriminating based on race, color, national origin, sex, disability, age, or reprisal or retaliation for prior civil rights activity in any program or activity conducted or funded by USDA.

Persons with disabilities who require alternative means of communication for program information (e.g. Braille, large print, audiotape, American Sign Language, etc.), should contact the Agency (State or local) where they applied for benefits. Individuals who are deaf, hard of hearing or have speech disabilities may contact USDA through the Federal Relay Service at (800) 877-8339. Additionally, program information may be made available in languages other than English.

To file a program complaint of discrimination, complete the USDA Program Discrimination Complaint Form, (AD-3027) found online at: [http://www.asc.usda.gov/complaint\\_filing\\_cust.html](http://www.asc.usda.gov/complaint_filing_cust.html), and at any USDA office, or write a letter addressed to USDA and provide in the letter all of the information requested in the form. To request a copy of the complaint form, call (866) 632-9992. Submit your completed form or letter to USDA by:

- mail: U.S. Department of Agriculture Office of the Assistant Secretary for Civil Rights 1450 Independence Avenue, SW Washington, D.C. 20250-9410
- fax: (202) 690-7442 or
- email: [program.intake@usda.gov](mailto:program.intake@usda.gov)

This institution is an equal opportunity provider.

You can also download **My School Menus Phone App** for quick and easy access to menus on-the-go.

## Features of your new live, interactive menu:

- The monthly menu
- Program information and details
- Up to 180 languages translated by google translate
- Recipe details when you scroll the cursor over menu item such as
  - nutritional details
  - allergen information
  - Image or description of that recipe

(Continued)

**March 2018** 2018-2019 Lunch, Grades 6-8

**April 2017**

*Roll over any menu item, and see the nutritional values pop up for your review!*

To help with this transition, we have gathered some frequently asked questions to help with the new program:

- Q. How do I access the new menus?**  
**Answer:** You can access the new menu platform through your district website or through My School Menus App.
  - Q. How do I download the My School Menus App?**  
**Answer:** Go to the iTunes App Store or Google Play. Download the App: "My School Menus". Select State, Districts, and School.
  - Q. Do I need to use a special web browser?**  
**Answer:** Google Chrome is recommended for this platform to avoid common issues. It can be downloaded at this website: <https://www.google.com/chrome/browser/>
  - Q. What if I type in a school name, and I don't see my specific elementary or other school listed?**  
**Answer:** Try refreshing your screen. If it still is not there, press your Backspace Button while your cursor is in the School Name Section. This will allow you to see all available schools. Then select your school from the drop down box.
  - Q. How can I print Menus?**  
**Answer:** Menus can be printed directly from Google Chrome. These can be printed using the print icon. This function can print weekly menus or the entire month's entrees. Please note: The monthly view only prints entrees and not the sides.
- You can also print the monthly menu by holding down the Ctrl Key then pressing the P key (Ctrl+P). This is the preferred method.
- Who do I contact with questions or concerns?**  
**Answer:** Your Foodservice Directors contact information is located to the right side of your menus. You can also call your local kitchen for contact information.



# Home & School

## Working Together for School Success

### CONNECTION®

September 2018



Scotland Elementary School  
Principal

#### SHORT NOTES

##### Attendance adds up

Students who attend school regularly tend to have better attitudes toward school—and they're more likely to read at grade level. Try to schedule your child's doctor and dentist appointments outside of school hours. Also, be sure to create a backup plan for getting her to school if she misses the bus or you can't drive her.

##### The importance of integrity

What would your youngster say if a classmate asked him to cheat? Talk to him about how to respond if he's pressured to share answers or let others copy his work. For example, he could say, "Let's study together so we both do well," or "I don't want to risk getting a zero."

#### DID YOU KNOW?

The average child with a parent in the military moves every two to three years. Encourage your youngster to introduce herself to all new students. If you're a military family, contact your school liaison officer and the school counselor about programs available to help your child adjust.


##### Worth quoting

"All the world is a laboratory to the inquiring mind." *Martin H. Fischer*

#### JUST FOR FUN

**Q:** What has two legs but doesn't walk?

**A:** A pair of pants!



## A great beginning

The story of your child's school year is about to unfold. A strong opening chapter will help to set the tone for a great year. Try these strategies.

##### Introduce the characters

Your youngster's teacher will play an important role in his life this year. Write her a short note, and attach a picture of your family. You might mention your child's hobbies, favorite school subjects, and family members' names. Also, find out how the teacher prefers to be contacted. Getting to know each other now will help you work together in future "chapters."

##### Get to know the setting

Invite your youngster to tell you about his classroom, the library, and other places at school. What decorations hang on the walls? What books or games are on the shelves? When possible, see for yourself by going to events like book fairs and



math nights. *Idea:* Encourage him to draw you a picture of his classroom to hang on the refrigerator.

##### Enjoy the plot


Attend back-to-school night to find out what your child will learn this year. Then, plan family outings or activities related to the topics. If he'll study your state's history, you could visit historic sites. Or if there's a plant unit, let him help you work in the garden or plant seeds in pots. ♥

## Routines that stick

Little habits make a big difference in the kind of day you and your youngster have. Here are things each of you could do to create routines for smooth days.

**Your child can:** Make a picture chart of what she needs to do every morning, afternoon, and evening. She might draw a backpack as a reminder to show you papers she brings home. A picture of a violin could prompt her to practice her instrument.

**You can:** Have her go to bed in time to get 9–11 hours of sleep and to eat a healthy breakfast in the morning. Set aside downtime after a busy day (perhaps 20 minutes when she gets home) so she'll be recharged for homework, chores, and family time. ♥



## Strengthen social skills

School is more pleasant for everyone when children share classroom materials and compromise to solve problems. Consider this advice for improving your youngster's social skills so she learns to get along with others now and later.

### Practice sharing

Do activities with your child that require sharing. For example, color together, and let her



practice asking for the purple or the green crayon nicely. She could say, "May I use that when you're done?" And you might reply, "Sure, I'll give it to you as soon as I finish coloring this dragon."

### Learn to compromise

Your youngster and her classmates may disagree on how to approach a group project or a science experiment. Help her prepare by looking for ways to find middle ground at

home. Say she and a sibling argue over what book they'd like you to read at bedtime. They could take turns choosing a story every other night or ask you to read one chapter from each book. If they can't compromise, offer a suggestion like reading a book you pick.♥


## PARENT TO PARENT

## Outdoor magic

I used to play outside all the time when I was little, but my sons never seem interested in leaving the house. One day, while reminiscing with my sister about all the fun we had outdoors as kids, an idea struck me.

I labeled a bin "Outdoor fun" and put it near the front door. Then, I asked my boys to fill it with things to play with outside. They found a yo-yo, balls, a Frisbee, a jump rope, and sidewalk chalk. I added a magnifying glass, a jar for collecting rocks and other treasures, and a bucket and shovel for digging in the dirt.

Having this bin in plain sight reminds my sons how much fun it is to play outside. I love seeing them using their imaginations outdoors and getting exercise. And surprisingly, they're not asking for screen time as often.♥



## Q & A


## Smart money management

**Q:** We've started giving our third-grade daughter a small allowance. How can we teach her to be responsible with her money?

**A:** Learning to manage money wisely will give your youngster financial skills to use throughout her life.

Encourage her to write a budget for herself. She could list inexpensive items she asks you to buy for her, such as hair accessories or slime-making supplies. She can also include something she wants to save up for and gifts she'd like to buy others for birthdays and holidays.

Help your daughter look up prices of the items. Then, she should decide how much money to save each week. Consider letting her open a savings account, too. You can show her how to check the balance—she'll feel pride as she watches her savings grow.♥




## ACTIVITY CORNER

## Attention stretchers

Boost your child's attention span with these hands-on ideas that use everyday materials:

● Create a "spiderweb." Have everyone stand in a circle with one person holding a ball of yarn. That person grasps one end of the yarn and tosses the ball to any other player. Your youngster must pay attention so he'll be ready when the ball comes his way. Toss it back and forth enough times, and your child will be delighted by a giant web of yarn!



● Try this classic game that requires focus. You'll need three cups and a small toy like a plastic frog. While your youngster watches, put the toy under one cup. Now slide the cups around for 30 seconds, constantly mixing up their order. Can your child tell you which cup the toy is under? Then, let him try to stump you. *Idea:* For a bigger challenge, increase the time or add more cups.♥

## OUR PURPOSE

To provide busy parents with practical ideas that promote school success, parent involvement, and more effective parenting.

Resources for Educators,  
a division of CCH Incorporated  
128 N. Royal Avenue • Front Royal, VA 22630  
800-394-5052 • rfecustomer@wolterskluwer.com  
www.rfeonline.com

ISSN 1540-5621